








listen



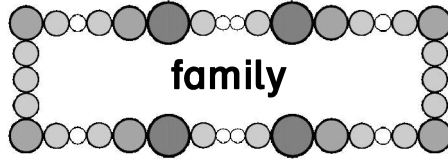
family

name:

Listen and number.



Interview



family

name:

### 1. Interview



Have you got

a









?

Yes, I have. ✓

No, I haven't. ✗




name						

### 2. Present your family.



I have got a



I haven't got a



Speak



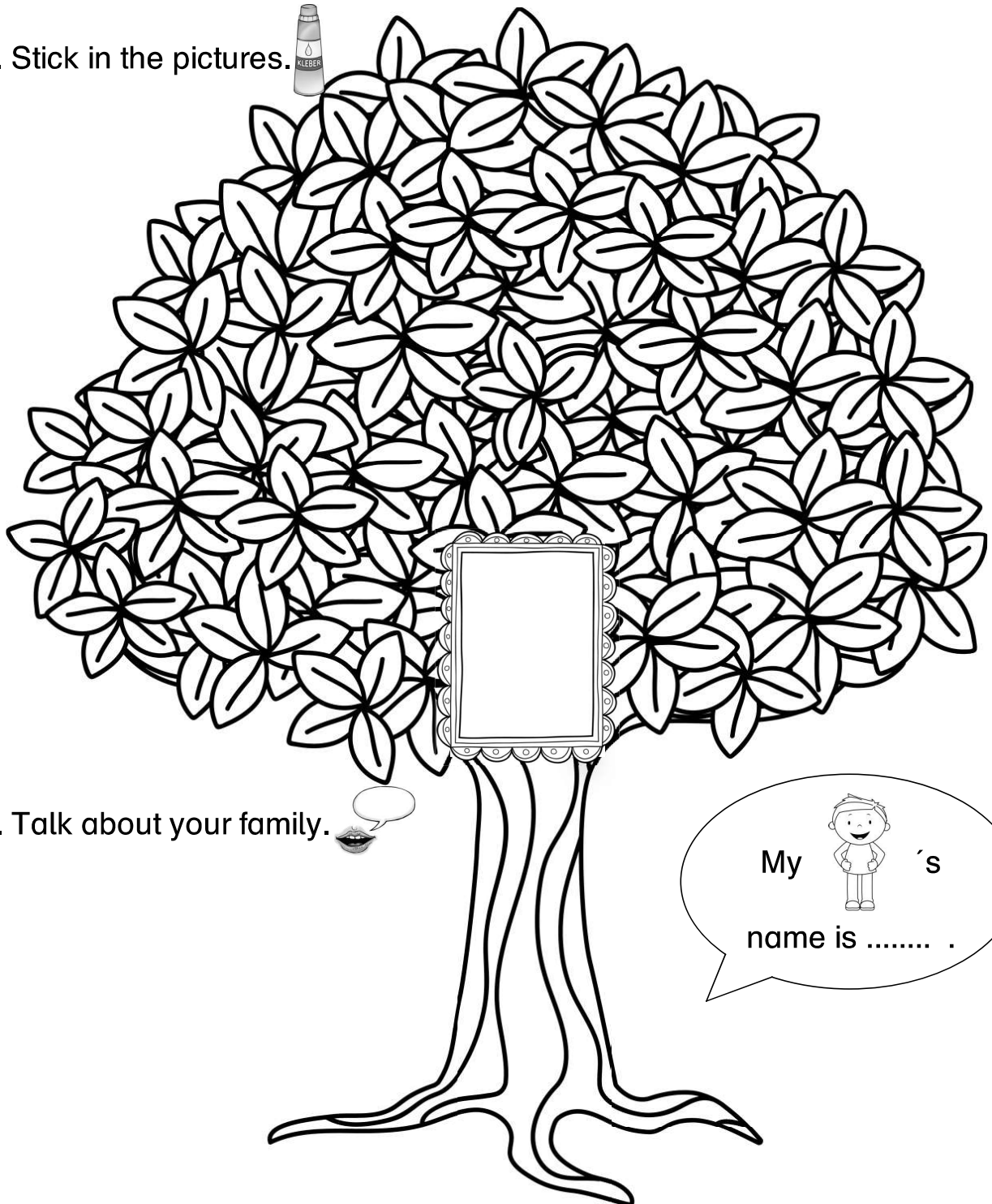
family

name:

1. Draw your family.





2. Stick in the pictures.



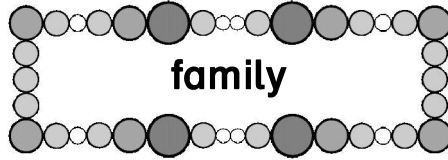
3. Talk about your family.







My  's name is .....






read



name:



father    cousins    grandma    sister    baby    mother    brother    grandpa



Read the text



and draw Emma's family.



Emma is 9.

Emma has got a brother.

Emma has got a mother and a father.

Emma has got a grandpa and a grandma.






read






family

name:



father    cousins    grandma    sister    baby    mother    brother    grandpa



Read the text



and draw Emma's family.



Emma is 9 years old. Emma is wearing blue pants and a red shirt.

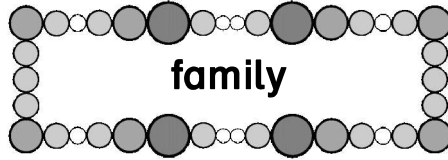
Emma has got a brother. Her brother is wearing a green jacket.

Emma has got a mother. Her mother is wearing black boots.

Emma has got a father. Her father is wearing a yellow pullover.



write




name:



Two horizontal lines for writing




Two horizontal lines for writing




Two horizontal lines for writing




Two horizontal lines for writing




Two horizontal lines for writing



Two horizontal lines for writing



Two horizontal lines for writing



Two horizontal lines for writing

father    cousins    grandma    sister    baby    mother    brother    grandpa

Write about your own family.

My name is \_\_\_\_\_

My \_\_\_\_\_ name is \_\_\_\_\_ .

My \_\_\_\_\_ name is \_\_\_\_\_ .

My \_\_\_\_\_ name is \_\_\_\_\_ .

My \_\_\_\_\_ name is \_\_\_\_\_ .

father's    cousin's    grandma's    sister's    mother's    brother's    grandpa's

© [www.grundschulchatztruhe.de](http://www.grundschulchatztruhe.de)

Dieses Material ist ausschließlich für schulische Zwecke bestimmt und unterliegt dem deutschen Urheberrecht. Eine kommerzielle Verwendung dieses Materials ist nicht erlaubt. Die Vervielfältigung, Veränderung oder Verbreitung dieses Materials über Soziale Netzwerke, File – Hosting Dienste oder weitere Internetseiten ist nicht gestattet und wird rechtlich verfolgt. Quellenangaben im Material dürfen nicht entfernt werden. Wenn du einen Verstoß gegen diese Richtlinien feststellst, melde diesen bitte an [grundschulchatztruhe@gmx.de](mailto:grundschulchatztruhe@gmx.de).

Dieses Material wurde erstellt mit dem Worksheet Crafter [www.worksheetcrafter.com](http://www.worksheetcrafter.com)

Illustrationen:

Kari Bolt Clip Art <https://www.teacherspayteachers.com/Store/Kari-Bolt-Clip-Art>

Kate Hadfield Designs [www.teacherspayteachers.com/Store/Kate-Hadfield-Designs](http://www.teacherspayteachers.com/Store/Kate-Hadfield-Designs)

Worksheet Crafter Premium Cliparts [www.worksheetcrafter.com](http://www.worksheetcrafter.com)

SillyODesign – clipart <https://www.teacherspayteachers.com/Store/Sillyodesign-Clipart>

Schrift:

WsC Druckschrift [www.worksheetcrafter.com](http://www.worksheetcrafter.com)