

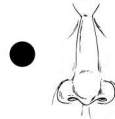
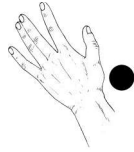
listen



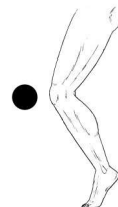
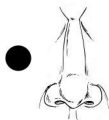
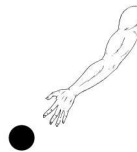
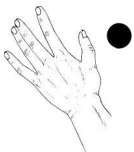
body

name:

1. Listen and link.



2. Listen and link.



Beispieltext:

Aufgabe 1:

Start at the foot. Draw a line to the arm.

From the arm draw a line to the hand.

From the hand draw a line to the foot.

From the foot draw a line to the finger.

From the finger draw a line to the eye.

From the eye draw a line to the mouth.

From the mouth draw a line to the nose.

From the nose draw a line to the ear.

From the ear draw a line to the finger.

Aufgabe 2:

Start at head. Draw a line to the ear.

From the ear draw a line to the hand.

From the hand draw a line to the nose.

From the nose draw a line to the foot.

From the foot draw a line to the mouth.

From the mouth draw a line to the leg.

From the leg draw a line to the finger.

From the finger draw a line to the eye.

From the eye draw a line to the arm.

From the arm draw a line back to the head.

listen

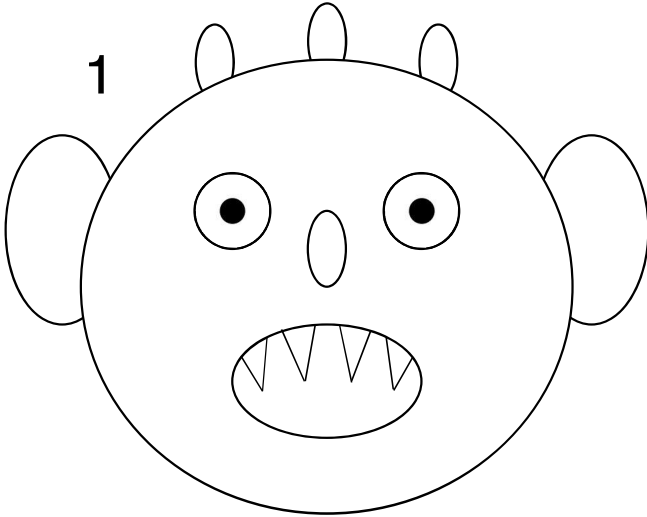


body

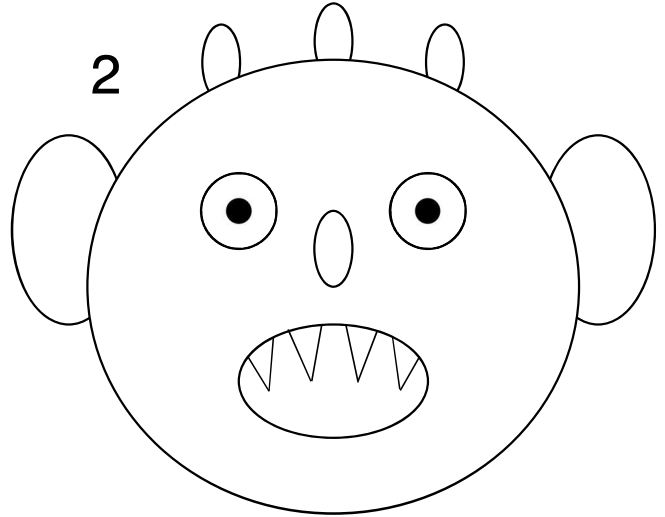
name:

1. Listen and colour.

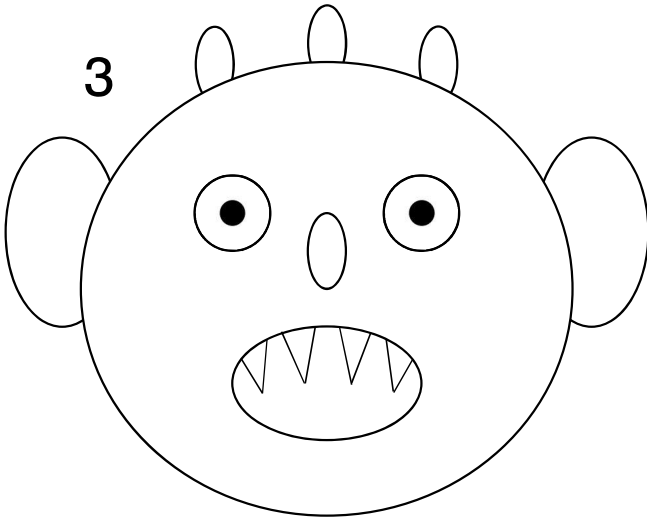
1




2



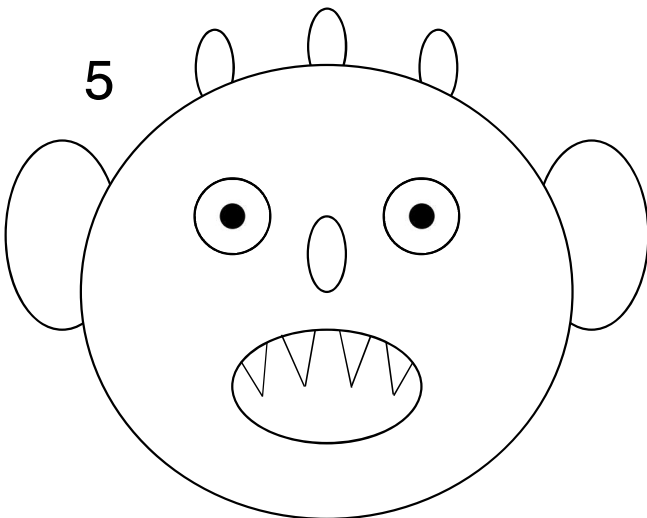
3




4



5



6




Speak







body

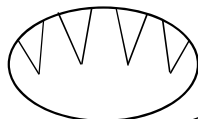
name:

1. Colour your monster.

2. Do a colour dictation. 



My monster has got a



read



body

name:

1. Read and match.

hair

head

eye

ear

mouth


nose

arm

finger

leg

hand



foot

hair



eye



mouth



ear



nose



head



foot

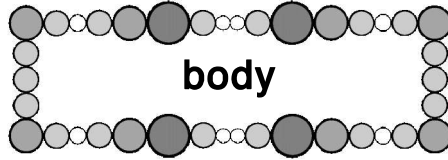


leg



E	C	M	E	L	J	L	O	Y	Z	K	J	S	Y	Z
Z	N	O	S	E	M	E	X	C	X	C	H	O	F	M
S	F	Y	P	X	W	G	F	Z	M	P	B	Z	U	O
B	P	G	V	X	X	B	Z	E	Y	E	K	Q	L	U
T	R	M	R	I	N	L	O	O	D	O	E	F	X	T
A	F	O	O	T	M	J	U	B	W	G	P	N	V	H
I	F	Q	W	P	V	D	B	L	V	Y	O	H	X	R
C	K	Y	I	S	B	R	V	E	Q	I	D	A	P	M
M	H	Z	G	Q	Y	P	I	A	T	P	C	I	H	J
H	E	A	D	M	O	I	I	R	F	F	M	R	O	L

write



name:

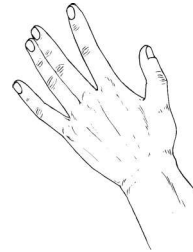
1. Write the words under the pictures.



Blank writing lines for the nose drawing.



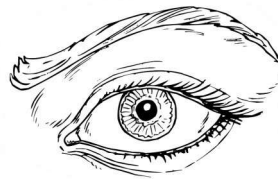
Blank writing lines for the hair drawing.



Blank writing lines for the hand drawing.



Blank writing lines for the leg drawing.



Blank writing lines for the eye drawing.



Blank writing lines for the head drawing.



Blank writing lines for the foot drawing.



Blank writing lines for the ear drawing.



Blank writing lines for the mouth drawing.

nose

head

eye

leg

hand

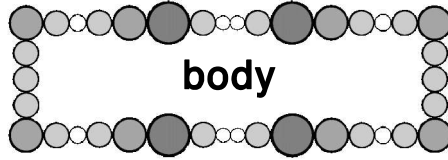
ear

foot

hair

mouth

write



name:

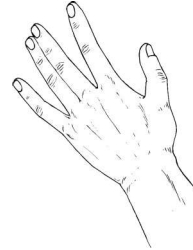
1. Write the words under the pictures.



n



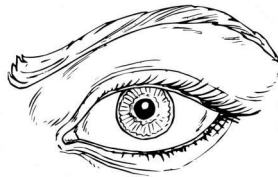
hai



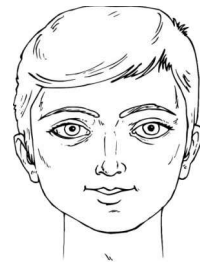
ha



l



ey



he



f



ea



m

nose

head

eye

leg

hand

ear

foot

hair

mouth

© www.grundschulschatztruhe.de

Dieses Material ist ausschließlich für schulische Zwecke bestimmt und unterliegt dem deutschen Urheberrecht. Eine kommerzielle Verwendung dieses Materials ist nicht erlaubt. Die Vervielfältigung, Veränderung oder Verbreitung dieses Materials über Soziale Netzwerke, File – Hosting Dienste oder weitere Internetseiten ist nicht gestattet und wird rechtlich verfolgt. Quellenangaben im Material dürfen nicht entfernt werden. Wenn du einen Verstoß gegen diese Richtlinien feststellst, melde diesen bitte an grundschulschatztruhe@gmx.de.

Dieses Material wurde erstellt mit dem Worksheet Crafter www.worksheetcrafter.com

Illustrationen:

Worksheet Crafter Premium Cliparts www.worksheetcrafter.com

Kate Hadfield Designs www.teacherspayteachers.com/Store/Kate-Hadfield-Designs

Pixabay www.pixabay.com

Grundschulschatztruhe www.grundschulschatztruhe.de

Schrift:

WsC Druckschrift www.worksheetcrafter.com